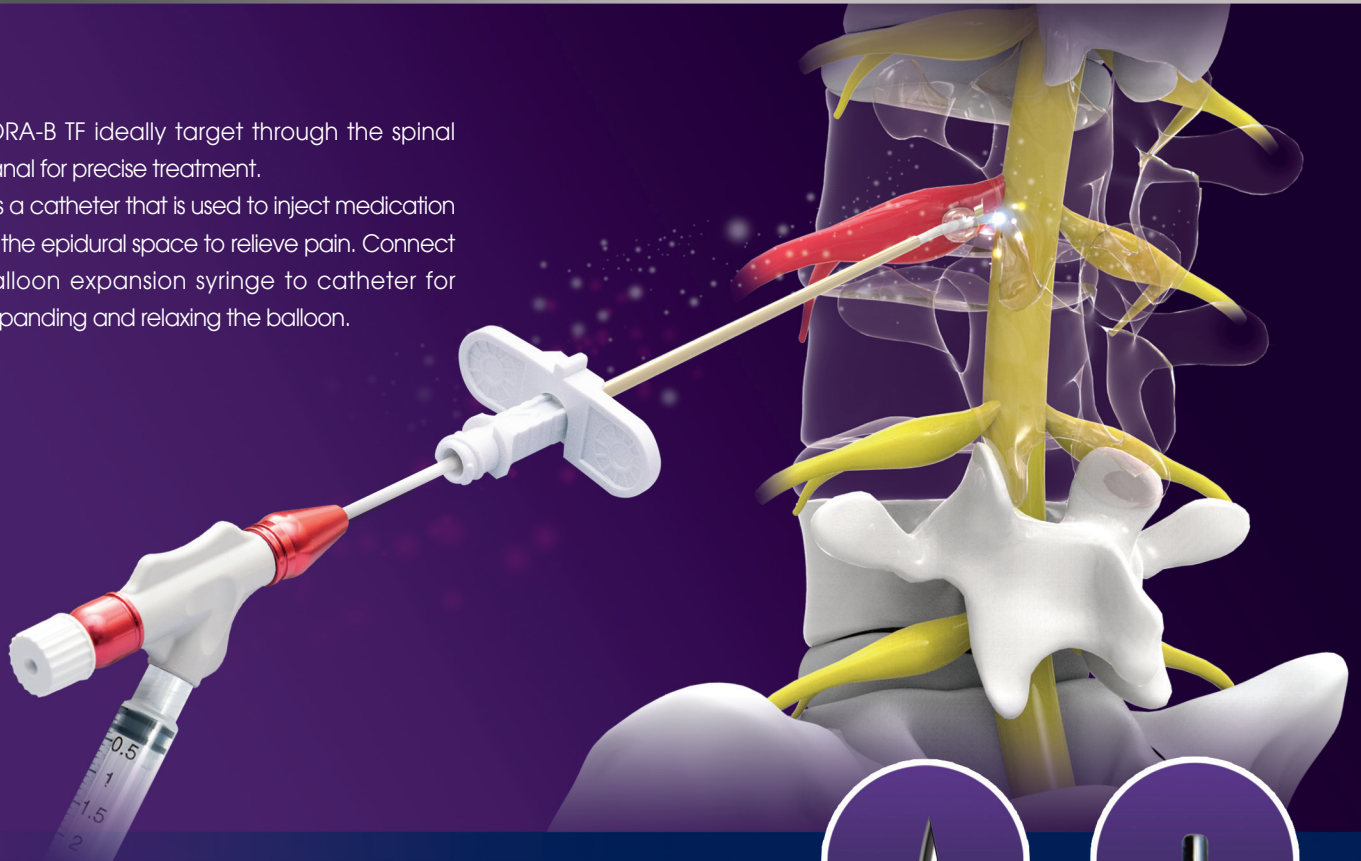


FORA-B TF

Transforaminal Epidural
Balloon Catheter System

FORA-B TF ideally target through the spinal canal for precise treatment.

It is a catheter that is used to inject medication to the epidural space to relieve pain. Connect balloon expansion syringe to catheter for expanding and relaxing the balloon.



Advantages

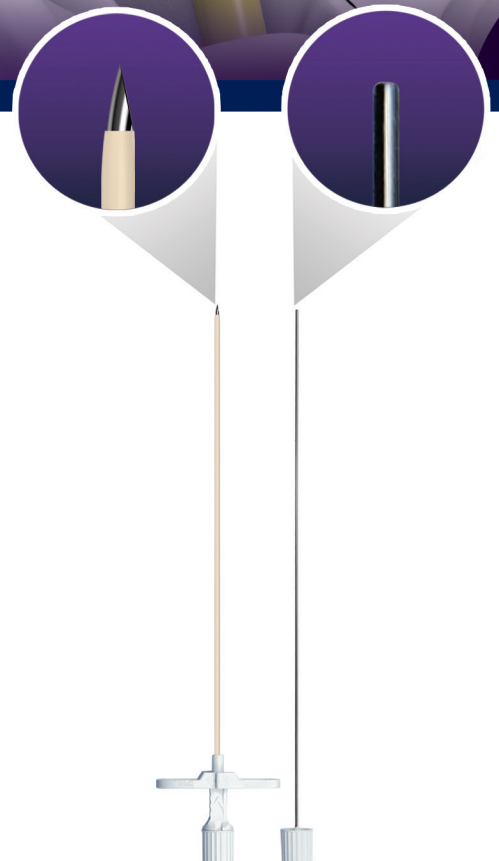
- Transforaminal Approach
- Exact Targeting
- Easy & Safe

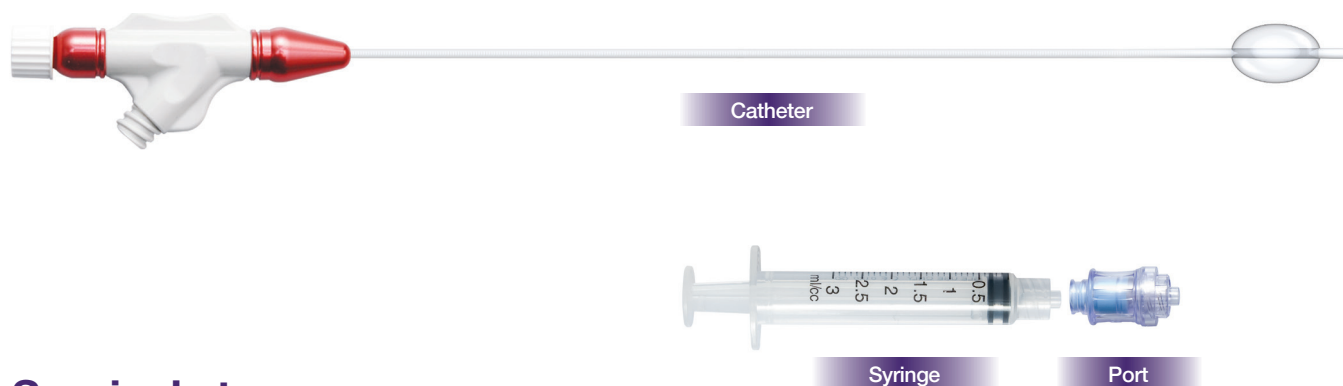
Typical Indication

- Chronic back pain
- Post laminectomy syndrome
- Spinal stenosis
- Herniated nucleus pulposus

Contraindications

- Pregnancy
- Infection
- Mental illness





Surgical step

- A** Preparation for Percutaneous Epidural Neuroplasty.
 - i. Prone Position: Positioning a patient on the operating table.
- B** The C-arm is rotated to the puncture site.
- C** Dress and place a drape around the puncture site.
- D** Inject lidocaine to anesthetize the patient for local anesthesia.
- E** Connect the port to the body of catheter.
- F** Connect the port to the syringe and aspirate the air inside of balloon with syringe. (3~4 times)
- G** Inject the saline in the balloon by syringe, to check the leakage/inflation of it then remove the saline.
- H** Puncture using the needle. remove inner pipe and leave the outer tube.
- I** Insert the Epidural Catheter until reaching between the dura and ligamentum flavum space through the hole.
- J** Check where the catheter is with C-arm.
- K** Inject a mixed medicine into the catheter through the injection hole of the body.
- L** Once the procedure is completed, remove the catheter and accessories.

Ordering Information

No	Model	Catheter	Needle	Catheter tip port	Syringe
1	SWECB-CS-03	SWECB-EP-30B	SWECB-ND-02	SWCV-12	HJL-3
2	SWECB-CS-04	SWECB-EP-30B	SWECB-ND-03	SWCV-12	HJL-3
3	SWECB-CS-05	SWECB-EP-30B	SWECB-ND-04	SWCV-12	HJL-3

Component Spec

Catheter		Needle			Balloon	
Length(mm)	OD	Length(mm)	OD		Length(mm)	OD
300	1.2	150	SWECB-ND-02 & 03	2.2	11 ± 10%	3.8 ± 10%
			SWECB-ND-04	2.8		